

























# Feelings Dominos



The above images can be printed onto paper or labels and stuck onto craft boxes to make domino tiles.  
Or the symbols can be copied and drawn on to whatever surface required.



Resource made by Amanda Glennon  
Makaton Ambassador  
Inclusive Teaching Matters CIC